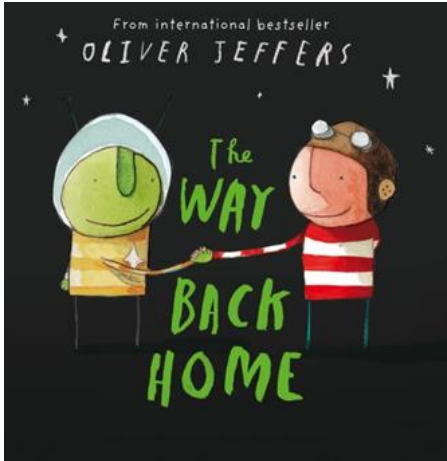





Thames Talk

Learning to bring out the best in everyone.

Friday 24th January




We have had two busy weeks in Thames Class. Last week our focus book was 'The Way Back Home' by Oliver Jeffers and this week we based our learning on 'Whatever Next!' by Jill Murphy.



LITERACY The Reception children sequenced pictures from the book and retold the story. We all experienced life as an astronaut landing on the moon.

The Year 1 children have started The Write Stuff writing programme. This has involved 'experience days' to generate vocabulary and 'sentence stacking' days to build a series of sentences in preparation for planning and writing our own stories at the end of the module.



MATHS Reception have been learning about 12. We have counted to 12, found 12 on a number line and played a missing number game. Year 1 have been working on number values, making number bonds to 20, doubles of numbers and were introduced to near doubles.

PHONICS Reception are revisiting Phase 2, focussing on letter formation of *i n m d g o c k*, and reading and writing CVC words. Year 1 have started Phase 5, alternative ways of writing graphemes *ai* (ay, a_e, eigh,); and *igh* (ie, i_e, y, i).

HISTORY This half term the Year 1 children are learning about famous women in history. Last week we learnt about the very brave Grace Darling who rowed out to sea in a storm to rescue people; and this week we learnt about Amelia Earhart, who learnt to fly a plane and flew across the Atlantic Ocean. We had some ideas about why she disappeared. Tabatha and Jack thought she ran out of petrol.



CREATIVE We have made lovely space themed pictures. We used fabric to make a rocket that we could all fit inside. We also looked at a painting by Georgia O’Keeffe and used paper tape and a paint wash to create our own.



Year 1 are focussing on pottery this half term. Last week, inspired by the famous ceramist, Emma Bridgewater, we printed our own designs and this week we used the thumb pot technique to make a pot.



The **Nursery** children have also been talking about space. They started making a large space picture. Oran began using the silver Chubbie paint marker to make stars. Wilbur and Fearne did some too. Fearne then went to the Craft resources and found some sparkly star shapes and added them independently.



Our Star of the Week last week was **Charlie**, who has made some really pleasing progress, and this week is **Grace**, who has really impressed us, especially with her reading. Well done, Charlie and Grace!

PLEASE NOTE When you look at your child’s Tapestry observations, do please add a comment or a like. We love to see their achievements at home, so please add anything you’re particularly proud of, as well as their home learning. If you are unsure about how to add observations or comments, or are just not sure about how to log on, some of the FOFSA mums with children in Reception are going to arrange a get-together in school over a cup of tea to help with this. We will be arranging a date for this as soon as we can.

REQUEST We still need more junk. Please send in food boxes and tubes (make sure that they did not contain nut or dairy products), please. Thank you.

Home Learning

- ! **Nursery** What can you find in your house/outdoors that makes a noise? Can you make the sound with your voice? Ask a grown-up to video this and add it to Tapestry.
- ! **Reception** Daily reading; practise writing your name, forming all the letters correctly and in the right order.
- ! **Year 1** Daily reading; Big Bird Watch sheet in homework book; practise new spellings.

Have a lovely weekend, Thames Class Team