




Peek at the Week

Learning to bring out the best in everyone.

Friday 5th July



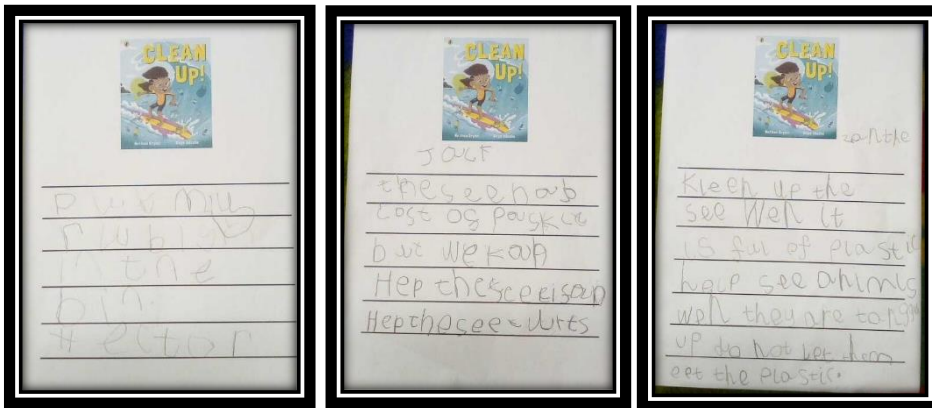
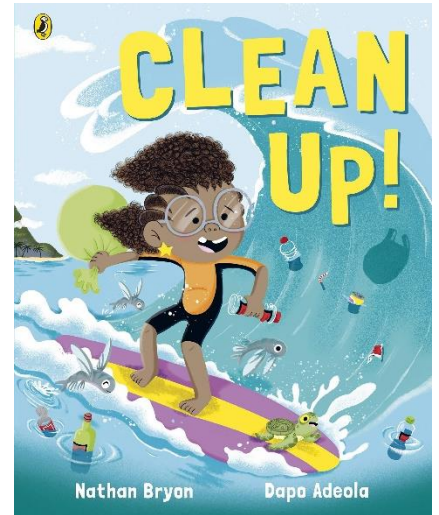
This week was such a busy week in Waveney Class. We were learning about the sea, using the book *Mayday Mouse* by Seb Braun. We looked at how the sea changed at different points in the story and wrote a collection of adjectives to describe it. We also talked about what we would pack in a bag to take on a sea journey, giving reasons for our choices. We used corks and other natural materials to make little boats, and we used clay to make a mouse.



We listened to the poem *The Jumblies* by Edward Lear and responded through model making and drawing.



We also read *Clean Up!* by Nathan Bryon and Dapo Adeola. We talked about what we could do to keep the beach and sea clean and to protect sea creatures.



We looked at seagull pictures by Jason Gaythorne-Hardy like the one below and were inspired by them to draw our own.



In Maths we started learning about arrays. Some of the children worked out that 5 groups of 4 = 20 is the same as 4 groups of 5 = 20. Together we found different arrays that added up to 18, 20 and 24. We also worked on subtraction by counting back.

In Phonics, one group has been revising Phase 4 sounds *sp fl dr* and writing words and short sentences in our phonics jotters containing those sounds. We also learnt to read and write the tricky word *like*. The intervention group has been focussing on *g* and *o*, and reading and writing CVC words.

The Nursery children have also enjoyed making sea pictures by drawing with crayons and brushing over with Brusho. They made music by tapping bottles containing different amounts of water. They also enjoyed their visit to the Reception Classroom and the Forest School taster session on Thursday.



Our Star of the Week is Zanche. She has worked very hard and been very creative, especially by making a sieve containing The Jumbles, and has done some fantastic writing. Well done, Zanche!

Home Learning

Nursery Practise writing your name. Use a different colour for each letter and decorate it to make a name sign for your bedroom door.

Reception Practise letter formation. Make sure you start and end in the correct place.

Have a lovely weekend, Waveney Class Team